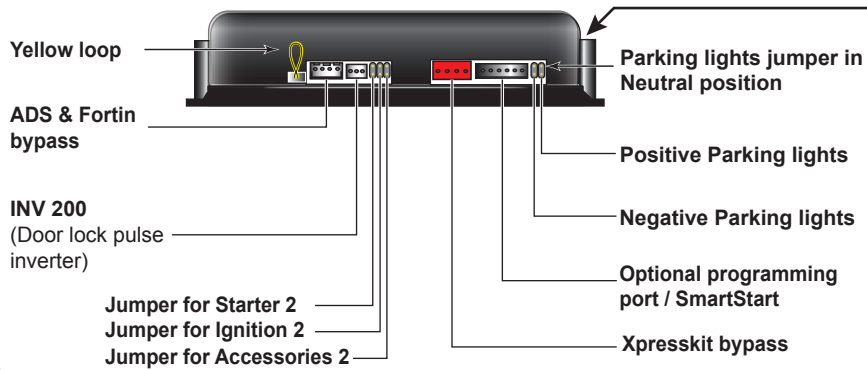



# WIRING SCHEMATIC

## REAR VIEW OF THE MODULE

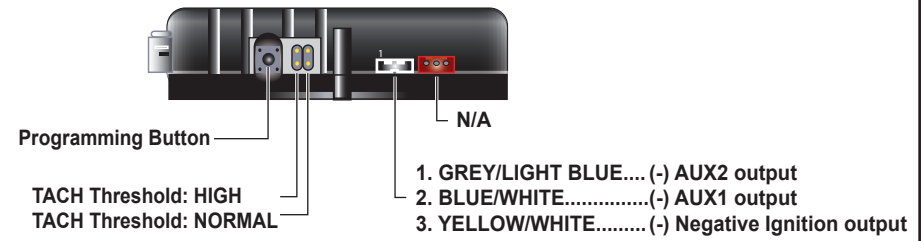


**NOTE**



BLUE JUMPER MUST BE SET TO A VERTICAL POSITIVE OR NEGATIVE PARKING LIGHTS OUTPUT

## SIDE VIEW OF THE MODULE



**For Automatic transmissions:**  
Cut the yellow loop before plugging the module.

