



Tech Brief

Internal Jumper Settings for Special Vehicle/Installation Conditions

Jumper Functions by Model

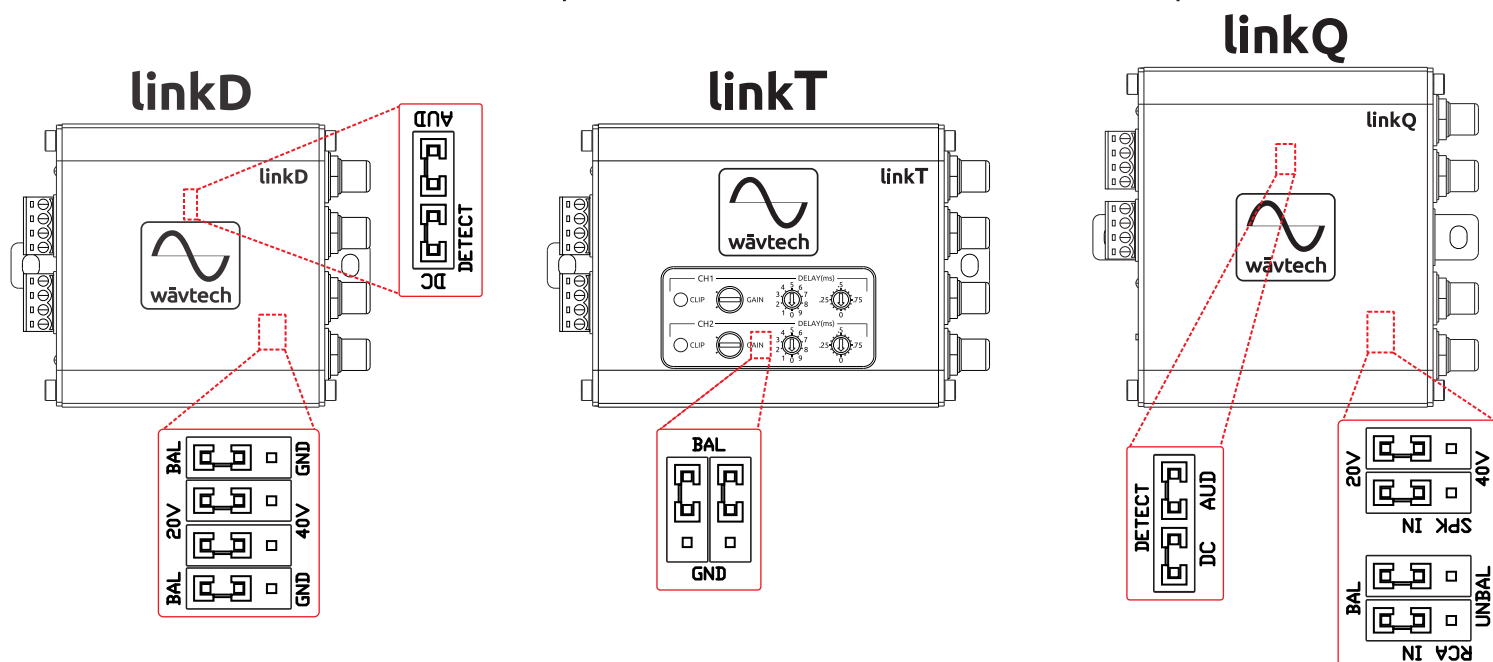
Although all Wāvtech models provide external controls for the main adjustments, there are also internal configuration jumpers available to resolve certain vehicle or system conditions. Several jumper functions have been added in 2018 productions, so use the chart below to identify which features your specific model has by its serial number.

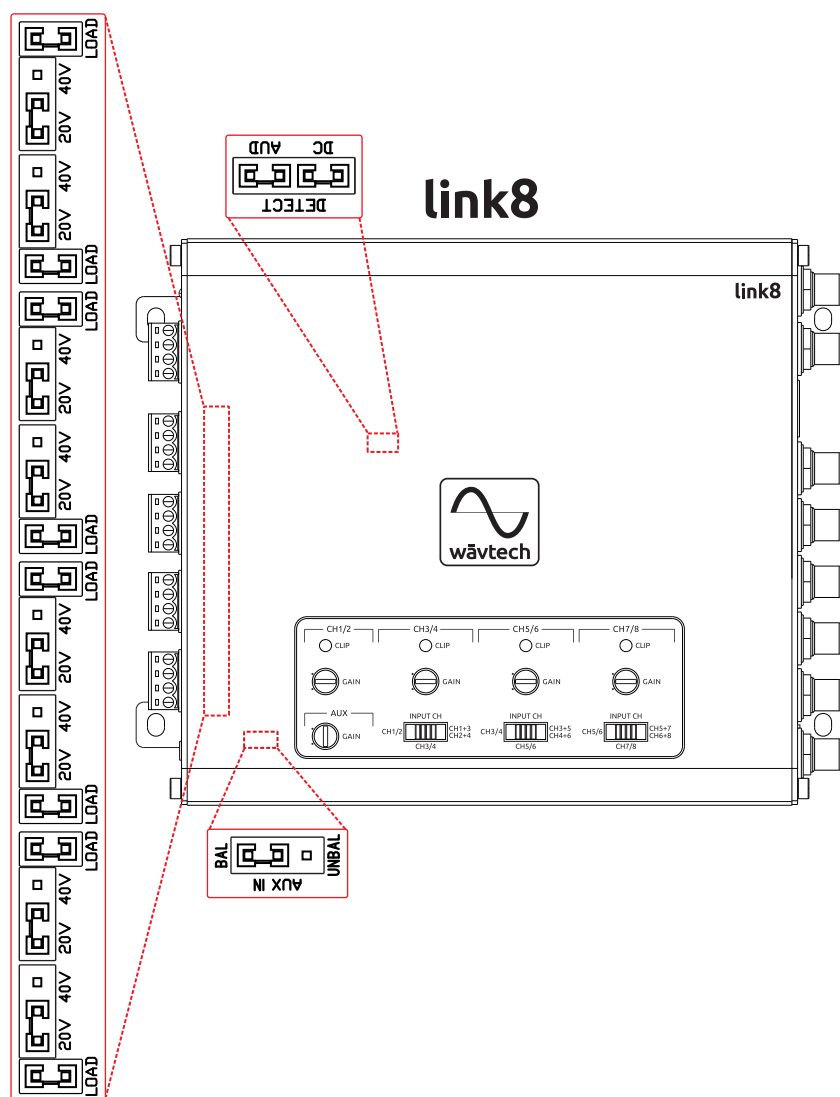
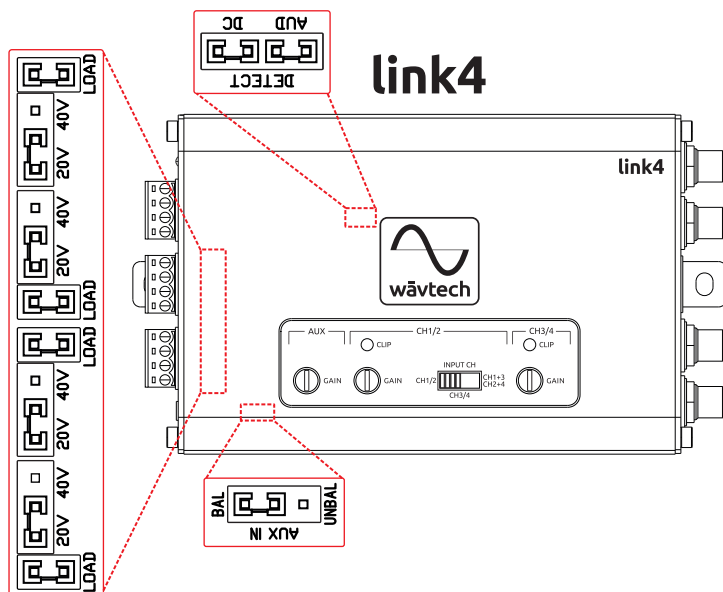
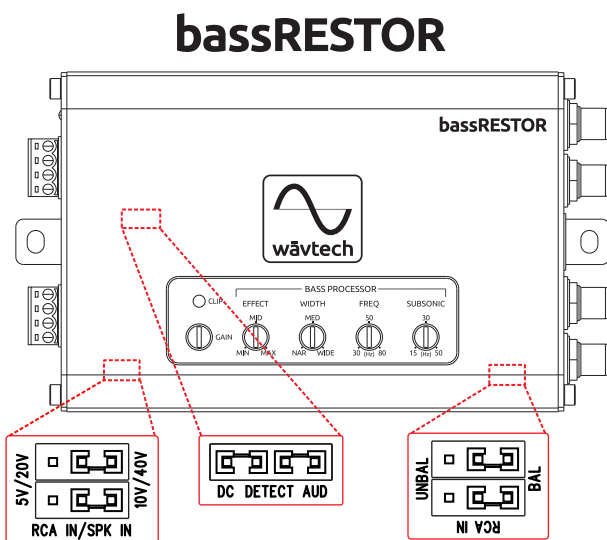
| Function | Jumper Label | Models | *Start Serial# | Approx. Start Ship |
|-----------------------------------|---------------------------|-----------------|-----------------|--------------------|
| RCA/AUX Balanced-Unbalanced | BAL / UNBAL(GND) | All | All | All |
| RCA Input Sensitivity Range | 5V / 10V | bassRESTOR | All | All |
| Spk Level Input Sensitivity Range | 20V / 40V & DC, AUD | linkD | 1712002017 - up | Jan-2018 |
| | | linkQ | All | All |
| | | bassFREQ | 1806000993 - up | May-2018 |
| | | bassRESTOR | All | All |
| | | link2 | All | All |
| DC-offset Detect Bypass | | link4 | 1808001489 - up | Sept-2018 |
| Audio Signal Detect Bypass | | link8 | 1806000889 - up | July-2018 |
| Spk Level Input Load Bypass | | link4 | 1808001489 - up | Sept-2018 |
| | link8 | 1806000889 - up | July-2018 | |

Note: Serial# starts after model name on unit bottom label or retail box (e.g. LINK81802000888 = 1802000888)

Jumper Locations by Model

The internal jumper locations and positions shown in the following illustrations are the factory default settings for each model. To access these jumpers, simply remove the top cover by taking out the two top screws from each end panel. It may also be necessary to slightly loosen two bottom screws on one side. It is recommended to detach the power connector first to ensure the unit is powered off.





Notes:

- Bypass jumpers (AUD, DC and LOAD) must be removed or moved to a single pin to defeat the function.
- Input sensitivity range jumpers (20V/40V) and load bypass jumpers (LOAD) are for each input channel.
- Only bassRESTOR has combined input sensitivity range jumpers for RCA/Spk inputs (5V/20V, 10V/40V).
- Both RCA/AUX input balanced-unbalanced jumpers (BAL/UNBAL) need to be moved together if changed.